

# Cacti, Braids and Complex Polynomials

Mohamed El Marraki, Nicolas Hanusse,  
Jörg Zipperer, Alexander Zvonkin\*

January 10, 1997

## Abstract

The study of the topological classification of complex polynomials began in the XIX-th century by Luroth (1871), Clebsch (1873) and Hurwitz (1891). In the works of Zdravkovska [23] and Khovanskii and Zdravkovska [17] the problem is reduced to a purely combinatorial one, that of the study of a certain action of the braid groups on a class of tree-like figures that we, following [14], call “cacti”.

Using explicit computation of the braid group orbits, enumerative results of [14], and also establishing some combinatorial invariants of the action, we provide the topological classification of polynomials of degree up to 9 (previous results were known up to degree 6).

## Résumé

L'étude de la classification topologique des polynômes complexes a commencé au XIX-ème siècle par Luroth (1871), Clebsch (1873) et Hurwitz (1891). Dans les travaux de Zdravkovska [23] et Khovanskii et Zdravkovska [17] le problème est réduit à une étude purement combinatoire d'une certaine action du groupe des tresses sur un genre de figures arborescentes que nous appelons, d'après [14], les “cactus”.

En utilisant le calcul explicite des orbites du groupe des tresses, les résultats énumératifs de [14], et aussi en mettant en évidence certains invariants combinatoires de l'action, nous achevons la classification topologique des polynômes de degré jusqu'à 9 (une telle classification a été connue jusqu'au degré 6).

---

\*LaBRI, Université Bordeaux I, 351 cours de la Libération, F-33405 Talence Cedex FRANCE (elmarrak,hanusse,zipperer,zvonkin@labri.u-bordeaux.fr)

# 1 Introduction

Theory of polynomials is a source of numerous interesting combinatorial problems. For example, the classification of real polynomials, their critical values being real and different, leads to the study of alternating permutations, and thus to the Euler numbers, Bernoulli numbers, Genocchi numbers, Euler–Bernoulli triangle etc. [4]. In this case the number of critical values attains its maximum ( $n - 1$  critical values for a polynomial of degree  $n$ ). On the other extreme, the study of complex polynomials with the minimal number of critical values (at most two: such polynomials are called *Shabat polynomials* or *generalized Chebyshev polynomials*) leads to the combinatorics of plane trees, and is also related to Galois theory and group theory [21].

In the present paper we study the intermediate case of polynomials of degree  $n$  with a certain number  $k$  of critical values, which will usually (but not always) be greater than 2 and smaller than  $n - 1$ . Namely, we will study the classification of complex polynomials with respect to the *topological equivalence*. Let  $P_1 : \overline{\mathbb{C}} \rightarrow \overline{\mathbb{C}}$  and  $P_2 : \overline{\mathbb{C}} \rightarrow \overline{\mathbb{C}}$  be two polynomials of degree  $n$ , where  $\overline{\mathbb{C}} \simeq S^2$  is the Riemann complex sphere. We say that  $P_1$  and  $P_2$  are *topologically equivalent* if there exist two orientation preserving homeomorphisms  $h_1 : S^2 \rightarrow S^2$  and  $h_2 : S^2 \rightarrow S^2$  such that the following diagram

$$\begin{array}{ccc}
 S^2 & \xrightarrow{h_1} & S^2 \\
 \downarrow P_1 & & \downarrow P_2 \\
 S^2 & \xrightarrow{h_2} & S^2
 \end{array}$$

is commutative.

The study of polynomials and, more generally, branched covers of  $S^2$ , up to topological equivalence began in the XIX-th century by Luroth [18] and Clebsch [8]. It was continued in the XX-th century by Thom [22], Arnold [3] and many others. We would specifically like to attract the reader’s attention to a recent paper [17], which was for us the main source of information and references on the problem.

A complex polynomial of degree  $n$  with  $k$  critical values may be graphically represented by what is called “picture” in [23], and “cactus” in [14]. A *cactus* is a tree-like figure glued of  $n$  polygons with  $k$  sides each (see de-

tails in Section 2). Zdravkovska [23] proved that the classes of topologically equivalent polynomials are in one to one correspondence with the orbits of a certain action of the braid group  $B_k$  on the set of cacti. In fact, the action itself was introduced by Hurwitz as early as in 1891 [15]. Of course, Hurwitz did not use the term “braid group”, because this group was invented only 34 years later [5].

To a certain extent the problem becomes purely technical: compute the orbits of the above action. But an orbit, once computed, is practically useless if we are unable to say whether it does or does not contain all the cacti of the needed type. Hence the enumerative formula of [14] becomes very important: together with the computer program which computes the orbits, these two tools permit us to finish with all the cases where there is only one orbit.

In the case of two or more orbits we look for combinatorial invariants which might explain the reasons for splitting. These are given in Section 5. We were able to produce the topological classification of polynomials of degree  $\leq 9$  (such a classification was previously known for degree  $\leq 6$ , see [17]). Our results may be summarized as follows:

- The typical case is that of a single orbit.
- For all the examples with more than one orbit we give explicit combinatorial reasons for this. (Only for “a half of a case” the explanation remains somewhat insufficient: see Example 5.12.)
- The main reason why polynomials form a separate orbit is the possibility to represent them as compositions of polynomials of smaller degrees.

## 2 Cacti

A building block for constructing a cactus is a polygon with  $k$  sides whose vertices are “colored” with colors  $1, 2, \dots, k$  in the counterclockwise direction. (The number  $k$  will later correspond to the number of critical values of a polynomial.) Another graphical image for a building block is a star-tree, whose leaves are colored in the same way by  $1, 2, \dots, k$ : see Figure 1. The center of the star is a point inside the polygon, and its rays go to the polygon vertices.

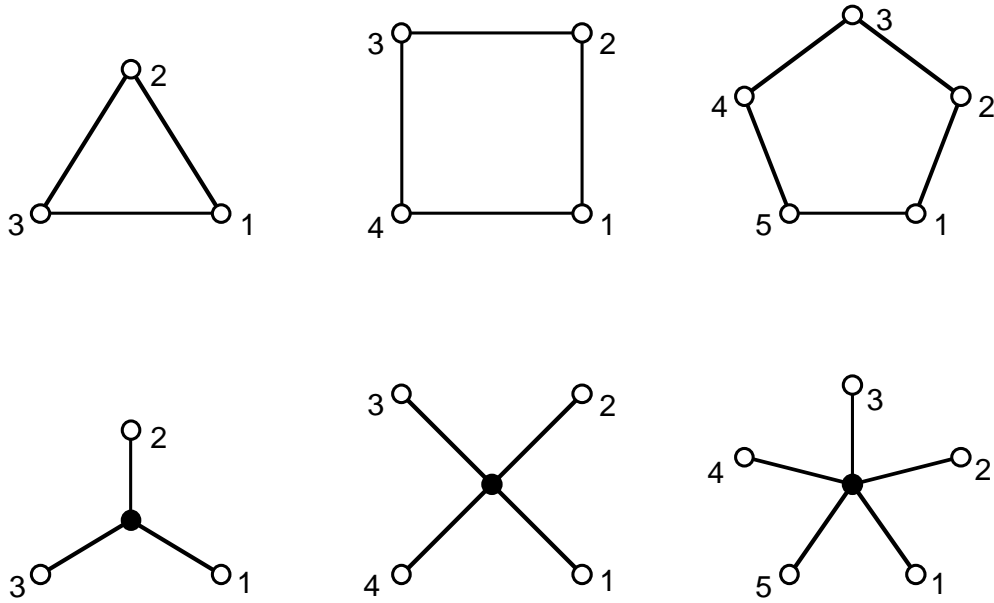


Figure 1: Building blocks for a cactus

A *cactus* of degree  $n$  is a tree-like figure glued of  $n$  copies of the polygon (all the  $n$  polygons have the same number  $k$  of sides). “Tree-like” means that there is no cycles other than the polygons themselves. If we glue a cactus not of polygons but of stars, what we get is a plane tree, but not an arbitrary one: all its black vertices have the same degree  $k$  (while colored vertices may be of arbitrary degrees). In Figure 2 the same cactus is represented in two graphical forms. If we superimpose both images, each black vertex will be inside a triangle, and the colored vertices will coincide with one another. We will use one of the two ways of drawing cacti, whichever will fit the best.

The cyclic order of branches around each vertex is important: changing this order we may obtain another cactus. Therefore it is convenient to code cacti by permutations. Let all the polygons of a cactus be marked by numbers  $1, 2, \dots, n$ . Let the permutation  $g_i$ ,  $i = 1, 2, \dots, k$  act on the set of the  $n$  polygons in the following way: it sends a polygon to the “next” one in the counterclockwise direction around its vertex of color  $i$ . For example, if we mark the triangles of the cactus of Figure 2 as is shown on Figure 3, we get the permutations

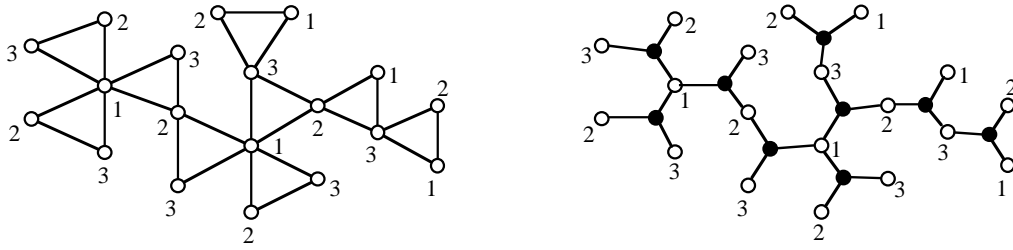


Figure 2: A cactus of degree  $n = 9$  ( $k = 3$ )

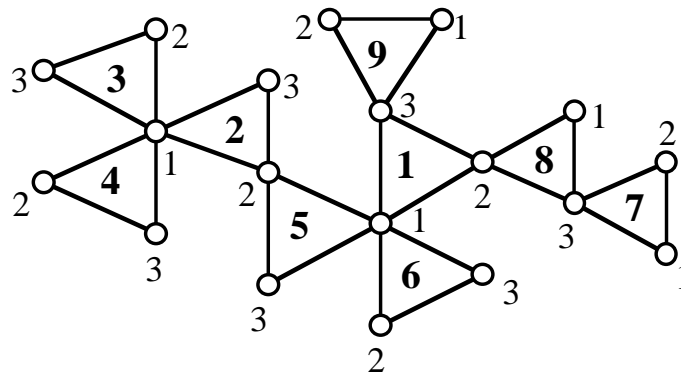


Figure 3: A marking of the above cactus

$$\begin{aligned}
 g_1 &= (1, 5, 6)(2, 3, 4), \\
 g_2 &= (1, 8)(2, 5), \\
 g_3 &= (1, 9)(7, 8).
 \end{aligned}$$

**Remark 2.1** The product  $\gamma = \prod_{i=1}^k g_i$  is a circular permutation. In a way, it encodes a circular path around the whole figure. In the above example

$$\gamma = g_1 g_2 g_3 = (1, 2, 3, 4, 5, 6, 7, 8, 9).$$

Let us fix once and for all

$$\gamma = (1, 2, 3, \dots, n).$$

Now we are in a position to give a more formal definition of a cactus.

**Definition 2.2** A *rooted cactus*  $C$  of degree  $n$  is a  $k$ -tuple of permutations  $C = [g_1, g_2, \dots, g_k]$  on the set  $\{1, 2, \dots, n\}$  which satisfies the condition

$$\prod_{i=1}^k g_i = \gamma = (1, 2, \dots, n).$$

The *root* of a cactus is the polygon number 1.

Two rooted cacti  $C_1 = [g_1, g_2, \dots, g_k]$  and  $C_2 = [h_1, h_2, \dots, h_k]$  are *isomorphic* if there exists a permutation  $\varphi$  such that

$$h_1 = \varphi^{-1} g_1 \varphi, \quad h_2 = \varphi^{-1} g_2 \varphi, \quad \dots, \quad h_k = \varphi^{-1} g_k \varphi.$$

As  $\varphi$  must preserve  $\gamma$ , it is equal to a power of  $\gamma$ :  $\varphi = \gamma^m$ . An equivalence class of isomorphic cacti is called a *non-rooted cactus*.

**Remark 2.3** It is clear that an asymmetric non-rooted cactus produces  $n$  different rooted ones. The only possible automorphism group of a non-rooted cactus is a cyclic group of order  $s$ , where  $s$  divides  $n$ , and the group itself is generated by the  $\gamma^m$ ,  $m = \frac{n}{s}$ . Thus a symmetric non-rooted cactus produces  $m = \frac{n}{s}$  different rooted ones.

Attention: the cactus of Figure 4 is *not* symmetric! The center of symmetry must be a vertex.

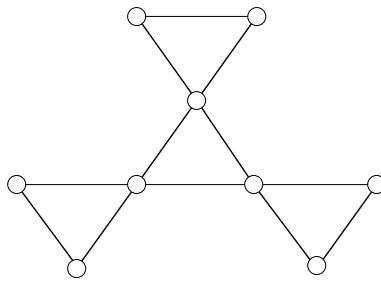


Figure 4: This cactus is not symmetric

To each permutation  $g \in S_n$  there corresponds its *cyclic structure*, which is partition  $\lambda = (d_1, d_2, \dots, d_p)$  of the number  $n$ . Following [17] we introduce the definition:

**Definition 2.4** The list  $\pi = [\lambda^{(1)}, \lambda^{(2)}, \dots, \lambda^{(k)}]$  of  $k$  partitions of the number  $n$  that represent cyclic structures of the permutations of a cactus is called the *passport* of this cactus. The set of all the cacti having the same passport is called a *family* of cacti.

Geometrically, the partition  $\lambda^{(i)}$  is the list of degrees of the cactus vertices of color  $i$ . For example, the passport of the cactus of Figure 3 is

$$\pi = [1^3 3^2, 1^5 2^2, 1^5 2^2].$$

**Lemma 2.5 (Planarity condition)** *The total number of vertices of a  $k$ -gonal cactus of degree  $n$  is  $(k - 1)n + 1$ .*

This lemma is an immediate consequence of the Euler theorem.

The total number of vertices is also the total number of elements of all the  $k$  partitions. Hence the planarity condition may be rewritten in the following way. Let

$$\lambda^{(1)} = (d_{11}, d_{12}, \dots, d_{1p_1}), \quad \dots, \quad \lambda^{(k)} = (d_{k1}, d_{k2}, \dots, d_{kp_k}).$$

Then

$$\sum_{i=1}^k \sum_{j=1}^{p_i} (d_{ij} - 1) = n - 1. \tag{1}$$

Indeed,

$$\sum_{i,j} d_{ij} = kn, \quad \text{while} \quad \sum_{i,j} 1 = (k - 1)n + 1.$$

A passport  $\pi$  which satisfies the condition (1) will be called *valuable*.

**Lemma 2.6 (Existence of cacti)** *For any valuable passport  $\pi$ , there exists at least one cactus with passport  $\pi$ .*

**Proof** The lemma immediately follows from the enumerative formula given below. But it is so simple that we prefer to give an independent proof. The following is true:

In each partition of a valuable passport except probably one, there exists a part equal to 1.

Indeed, if all the parts of a partition are  $\geq 2$ , then their number is  $\leq n/2$ . If this occurs in two or more partitions, we will be unable to get the total number  $(k-1)n+1$  of parts. Thus we can make the following operation (“cutting off a leaf”):

- remove a part equal to 1 from all partitions except one;
- in the remaining partition diminish by 1 a part that is  $\geq 2$ ;
- if one of the partitions becomes equal to  $1^{n-1}$ , remove it from the passport.

The result of this operation is a valuable passport of degree  $n-1$ , and we may proceed by induction.  $\square$

In order to introduce the enumerative formula we need some notation. Let a partition  $\lambda \vdash n$  be presented in the “power notation”:

$$\lambda = 1^{p_1} 2^{p_2} \dots n^{p_n}, \quad \text{where} \quad \sum_{i=1}^n p_i = p, \quad \sum_{i=1}^n i p_i = n.$$

Then denote

$$N(\lambda) = \frac{(p-1)!}{p_1! p_2! \dots p_n!} = \frac{1}{p} \binom{p}{p_1 \ p_2 \ \dots \ p_n}.$$

The following result is borrowed from [14].

**Theorem 2.7 (Enumeration of cacti)** *The number of rooted cacti for a given passport  $\pi = [\lambda^{(1)}, \dots, \lambda^{(k)}]$  is equal to*

$$n^{k-1} \prod_{i=1}^k N(\lambda^{(i)}).$$



It is more convenient to divide the above formula by  $n$ . Together with Remark 2.3 this gives us what in physics is usually called a *mass-formula*:

$$\sum_C \frac{1}{|\text{Aut}(C)|} = n^{k-2} \prod_{i=1}^k N(\lambda^{(i)}), \quad (2)$$

where the sum is taken over all the *non-rooted* cacti with the passport  $[\lambda^{(1)}, \dots, \lambda^{(k)}]$ , and  $|\text{Aut}(C)|$  is the order of the automorphism group of a non-rooted cactus.

The reader will see that the last formula will be of a primordial importance for our study. In the most frequent case, when all the cacti are asymmetric, it gives the exact number of non-rooted cacti. We will call the number given by formula (2) *Goulden–Jackson number*.

**Example 2.8** The number of cacti with the passport  $[1^4 2^1 3^1, 1^3 2^3, 1^5 2^2]$  (here  $n = 9$  and  $k = 3$ ) is equal to

$$9 \times \frac{5!}{4!1!1!} \times \frac{5!}{3!3!} \times \frac{6!}{5!2!} = 450.$$

As for the passport  $[1^3 2^3, 1^3 2^3, 1^6 3^1]$  the formula gives

$$9 \times \frac{5!}{3!3!} \times \frac{5!}{3!3!} \times \frac{6!}{6!1!} = 100.$$

But in fact there are 102 cacti with this passport; 99 of them are asymmetric, and the remaining 3 are symmetric with the symmetry of order 3, so we have  $99 + 3 \times \frac{1}{3} = 100$ .

**Remark 2.9** For a given passport it is very easy to see if the corresponding family contains any symmetric cacti. Let us write down the lists of vertex degrees of the above passport  $[1^3 2^3, 1^3 2^3, 1^6 3^1]$ :

$$222111 \quad 222111 \quad \underline{3}111111$$

The distinguished vertex *may* serve as a center of the symmetry of order 3, because it satisfies two conditions:

1. its degree is divisible by 3;
2. for the remaining vertices, all the vertices of the same color and degree may always be divided into 3 equal parts.

### 3 Cacti and complex polynomials

Let  $P \in \mathbb{C}[z]$  be a polynomial of degree  $n$ . For a given  $w \in \mathbb{C}$ , the equation  $P(z) = w$  usually has  $n$  distinct solutions. The exceptional values of  $w$ , for which the equation  $P(z) = w$  has multiple roots, are called *critical values* of  $P$ . The multiplicities of the roots of  $P(z) = w$  form a partition  $\lambda \vdash n$ ,  $\lambda = (d_1, d_2, \dots, d_p)$ . (For a *non-critical* value  $w$  the corresponding partition is  $1^n$ .) A root of multiplicity  $d_i \geq 2$  is called *critical point* of  $P$ . Sometimes by abuse of language we will call simple roots that are preimages of critical values, critical points of multiplicity 1.

Let polynomial  $P$  have  $k$  critical values  $w_1, w_2, \dots, w_k$ . The list of the corresponding partitions  $\pi = [\lambda^{(1)}, \lambda^{(2)}, \dots, \lambda^{(k)}]$  is called the *passport* of  $P$ .

If we draw on the plane of the variable  $w$  any image which avoids critical values (that is, does not touch them, and does not have any of critical values inside), then its preimage via  $P$  will consist of  $n$  disjoint homeomorphic copies of this image. If, on the contrary, the image contains a critical value on its boundary, then several of its copies on the  $z$ -plane will glue together at critical points. Now let us draw on the  $w$ -plane a polygon with  $k$  sides, whose vertices are  $w_1, w_2, \dots, w_k$ . Of course, only the topological form of the polygon is important: it may well be curvilinear, not convex, etc. However, necessary condition is that the vertices  $w_1, w_2, \dots, w_k$  must be numbered in exactly this order in the counterclockwise direction. Or, alternatively, let us take a non-critical value  $w_0$  and draw a star by joining  $w_0$  with  $w_1, w_2, \dots, w_k$  by non intersecting arcs, respecting the order of the ends taken in the counterclockwise direction. Then *the preimage of the polygon (or of the star) is a cactus*.

Thus a cactus is just a convenient form of representing a polynomial. Let us translate two characteristic properties of cacti into the language of polynomials.

(1) The property that the product  $\prod_{i=1}^k g_i$  is a circular permutation means that a polynomial of degree  $n$  has a critical point of multiplicity  $n$  at  $\infty$  (the corresponding critical value also being  $\infty$ ). This property also implies the connectivity of the cactus and the absence of cycles other than polygons themselves. Working only with polynomials, we will often forget about this additional critical value.

(2) Each root of multiplicity  $d$  of an equation  $P(z) = w$ ,  $w \in \mathbb{C}$ , is also a root of multiplicity  $d - 1$  of the equation  $P'(z) = 0$  (this is also true of simple

roots of  $P(z) = w$ ). Hence the property  $\sum_{i=1}^k \sum_{j=1}^{p_k} (d_{ij} - 1) = n - 1$  means that the derivative  $P'(z)$ , being a polynomial of degree  $n - 1$ , has  $n - 1$  roots, with multiplicities taken into account.

To any complex polynomial there corresponds a cactus. The following theorem answers in the affirmative the opposite question: is it true that to any cactus there corresponds a polynomial? This theorem is a particular case of the well-known Riemann's existence theorem for Riemann surfaces (see, for example, [13]).

**Theorem 3.1 (Riemann's existence theorem)** *Let the following data be given:*

- *a  $k$ -tuple of permutations  $[g_1, g_2, \dots, g_k]$ ,  $g_i \in S_n$ , defining a  $k$ -gonal cactus of degree  $n$ ;*
- *arbitrary complex numbers  $w_1, w_2, \dots, w_k$ .*

*Then there exists a polynomial  $P(z)$  of degree  $n$ , with  $k$  critical values equal to  $w_1, w_2, \dots, w_k$ , and with the corresponding cactus  $[g_1, g_2, \dots, g_k]$ . This polynomial is unique, up to an affine change of variables  $z \mapsto az + b$ ,  $a, b \in \mathbb{C}$ ,  $a \neq 0$ .*

In the language of Riemann surfaces the polygons of a cactus “represent” sheets of the Riemann surface of  $P$ , points  $w_i$  are ramification points, and permutations  $g_i$  prescribe the passage from a sheet to another one when we go around  $w_i$ .

The above theorem, together with Lemma 2.6, gives the following

**Proposition 3.2 (Existence of polynomials)** *For any valuable passport  $\pi$ , there exists at least one polynomial  $P$  with passport  $\pi$ .*

This simple though important proposition was proved in [22], [10] and [17].

## 4 Braid group action

Up to what extent does a cactus represent a class of the topological equivalence of polynomials?

It is easy to see that the homeomorphisms  $h_1$  and  $h_2$  of the diagram on page 2 must bring critical points to critical points, and critical values to critical values. Thus, the number of critical values, and the *unordered* passport are both invariants of the topological equivalence.

It is also clear that if two polynomials  $P_1$  and  $P_2$  are represented by the same combinatorial cactus, they are topologically equivalent. The opposite is not true: two different cacti may represent topologically equivalent polynomials. The following fundamental theorem may be found in [23], [17].

**Theorem 4.1 (Braid orbits)** *Let  $\sigma_1, \dots, \sigma_{k-1}$  be the operations that act on  $k$ -gonal cacti in the following way:*

$$\sigma_i : \begin{array}{l} g_i \quad \mapsto \quad g'_i \quad = \quad g_{i+1} \\ g_{i+1} \mapsto \quad g'_{i+1} = \quad g_{i+1}^{-1} g_i g_{i+1} \\ g_j \quad \mapsto \quad g'_j \quad = \quad g_j \text{ for } j \neq i, i+1 \end{array}$$

*Then*

(1) *This is an action of the braid group  $B_k$ ; that is, the operations  $\sigma_i$ ,  $i = 1, \dots, k-1$  satisfy the following relations*

$$\sigma_i \sigma_j = \sigma_j \sigma_i \text{ for } |i - j| \geq 2,$$

*and*

$$\sigma_i \sigma_{i+1} \sigma_i = \sigma_{i+1} \sigma_i \sigma_{i+1}.$$

(2) *The classes of the topological equivalence of complex polynomials are in one to one correspondence with the orbits of this action.*

**Remark 4.2** The action, as it is introduced, is on the set of the *rooted* cacti (see Section 2). However, it is obvious that the operations  $\sigma_i$  preserve the product  $\gamma = \prod_{i=1}^k g_i$ , and thus the action may be (and is) considered on the set of *non rooted* cacti. It is the orbits of the action on non rooted cacti that we had in mind in statement (2) of the above theorem.

As we have already mentioned in the introduction, the action itself was introduced by Hurwitz in 1891 [15]. In fact, it is an action of the *sphere* braid group, also called Hurwitz braid group (to be distinguished from the Artin braid group, which is the group of the braids on the plane). The action is not faithful: there are some relations satisfied by the operations  $\sigma_i$  (on non rooted cacti!) that do not exist in the braid group.

We see that  $g'_i$  is equal to  $g_{i+1}$ , and  $g'_{i+1}$  is conjugate to  $g_i$ . Thus the operation  $\sigma_i$  permutes the partitions  $\lambda^{(i)}$  and  $\lambda^{(i+1)}$  of the passport.

Let us explain the geometrical meaning of the operation  $\sigma_i$ . Suppose a star is drawn on the  $w$ -plane, with its leaves at the critical values  $w_1, w_2, \dots, w_k$ . Fix the positions of all the  $w_j$ ,  $j \neq i, i+1$ , and move the points  $w_i$  and  $w_{i+1}$  continuously until they exchange their places. Figure 5 shows the image of the initial star under this homeomorphism.

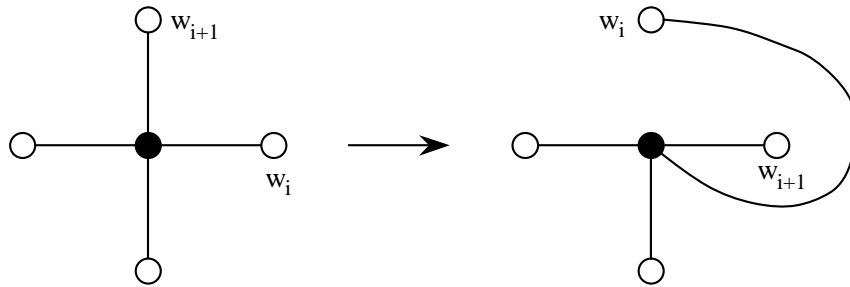


Figure 5: Homeomorphism that exchanges  $w_i$  with  $w_{i+1}$

For this new star, its preimage is *combinatorially* the same cactus as before, because it is described by the same list of permutations.

The next stage would be to change labels of critical values, and from now on to call  $w_i$  by the new name  $w'_{i+1}$ , and  $w_{i+1}$ , by  $w'_i$ . But we must not forget that the colors  $1, 2, \dots, k$  must encircle the center of the star in exactly this order. Hence we must erase the “curvilinear” ray that goes from the center to the new point  $w'_{i+1}$ , and draw another one after  $w'_i$ , see Figure 6.

Note that this last operation does not mean any cutting or pasting of the Riemann surface. The surface and the covering remain the same; the only thing that changes is the picture drawn on the surface.

Now we must understand how the new cactus, that is, the preimage of the new star, is described in terms of permutations. Let us draw a path on the  $w$ -plane that goes counterclockwise from the star center to itself around the point  $w_i$ . Its preimage on the  $z$ -plane consists of  $n$  paths, each going from a star number  $m$  to the star number  $g_i(m)$ ,  $m = 1, 2, \dots, n$ . It is therefore

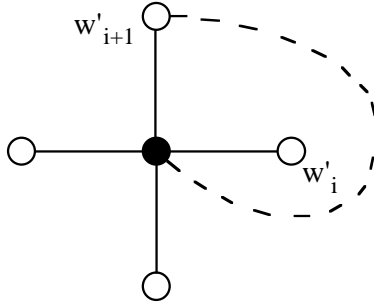


Figure 6: New star

sufficient to represent the paths going around  $w'_i$  and  $w'_{i+1}$  in terms of the “initial” paths going around  $w_i$  and  $w_{i+1}$ .

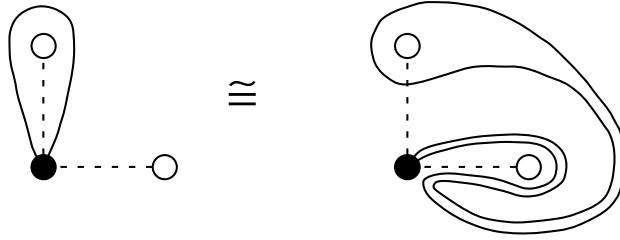


Figure 7: Permutation  $g'_{i+1}$

These initial paths may be regarded as being very close to the rays of the star going from its center to the points  $w_i$  and  $w_{i+1}$ . During the first stage (the homeomorphism) the paths remain close to the rays. While changing the labels, the former  $g_{i+1}$  becomes the new  $g'_i$ . Now look at Figure 7: in the left-hand picture a path goes counterclockwise around  $w'_{i+1}$ . It is clear that it is homotopically equivalent to the path shown in the right-hand picture. This one goes first around  $w'_i$  (clockwise!), then around  $w_i$  (following the dashed ray of Figure 6), and then once more around  $w'_i$  (this time counterclockwise). This “long way” is  $g_{i+1}^{-1}g_i g_{i+1}$ .

## 5 Combinatorial invariants

The goal of this section is to propose a certain number of combinatorial invariants of the braid group action which could help us to prove that there is only one orbit, or otherwise to explain why there are several orbits. Of course, the first and the most important invariant of this kind is the unordered passport.

### 5.1 What was known before

The following theorem was proved by the classics of the XIX-th century [18], [8], [15]. A critical value  $w$  is called *simple*, if the equation  $P(z) = w$  has only one multiple root, and that of multiplicity 2. The corresponding partition in the passport is  $1^{n-2}2^1$ .

**Theorem 5.1 (Simple critical values)** *If all the critical values of a polynomial are simple, then there is only one class of the topological equivalence of such polynomials.*

The two theorems that follow generalize this result in two directions. They are proved in [17]. The idea of the proof is a construction of more or less explicit homeomorphisms using Lagrange interpolation.

**Definition 5.2** The *defect*  $d(\pi)$  of a passport  $\pi$  is the sum of all the parts  $d_{ij} \geq 2$  that correspond to non-simple critical values.

**Theorem 5.3 (Defect)** *Let  $\pi$  be a passport of degree  $n$  consisting of  $k$  partitions. If its defect  $d(\pi) \leq n+1$ , then there is only one class of the topological equivalence of polynomials with the passport  $\pi$ .*

Simple arithmetic considerations lead to the following

**Corollary 5.4 (Many critical values)** *Let a polynomial of degree  $n$  have  $k \geq 3n/4$  critical values. Then there is only one class of the topological equivalence of the polynomials with the same passport.*

A critical value  $w$  is called *quasi-simple*, if the equation  $P(z) = w$  has only one multiple root, of multiplicity  $d \geq 2$ . The corresponding partition is  $1^{n-d}d^1$ .

**Theorem 5.5 (Quasi-simple critical values)** *If all the critical values of a polynomial are quasi-simple, then there is only one class of the topological equivalence of the polynomials with the same passport.*

**Example 5.6** Consider the following passport of degree  $n = 9$ :

$$\underline{5}211 \quad \underline{3}111111 \quad 21111111.$$

The first two critical values are non-simple; the parts of the partitions to be taken into account for computing the defect are underlined. We have the defect  $d = 5 + 2 + 3 = 10 \leq n + 1$ , hence there is only one topological class of the polynomials with this passport.

The defect of the passport

$$\underline{5}1111 \quad \underline{3}111111 \quad \underline{3}111111$$

is equal to 11, so Theorem 5.3 does not work. But this time all the critical values are quasi-simple, and hence Theorem 5.5 works: there is also only one class.

For the passport

$$\underline{4}2111 \quad \underline{3}111111 \quad \underline{2}211111$$

the defect is equal to 13, and two of the three critical values are not quasi-simple, so neither of two theorems works. In fact, there is also only one class of polynomials with this passport. But in order to establish this result we need some additional tools.

Theorems 5.3 and 5.5 suffice in order to classify all the polynomials of degree  $n \leq 6$  except the polynomials with two critical values, and that of the passport  $[1^2 2^2, 1^2 2^2, 1^4 2^1]$ . For these cases the braid group orbits were computed explicitly in [23] and [17]. For the above passport there are two orbits. The case of two critical values will be considered in the next subsection.

## 5.2 Two critical values

Polynomials with two critical values are specially interesting because of their relations to Galois theory (see [21]). Concerning their topological classification, this case is rather trivial. First of all, in graphical representations of



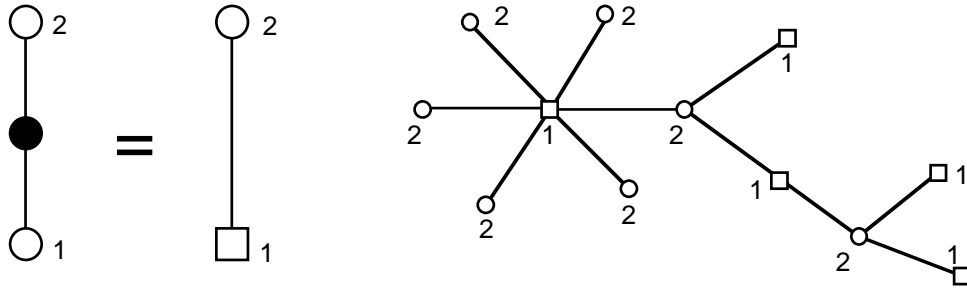


Figure 8: A 2-cactus is a bicolored plane tree

the corresponding cacti we may eliminate the “black vertices” and draw just bicolored plane trees, see Figure 8.

Second, we have only one operation  $\sigma_1$ , which acts on a couple of permutations  $[g_1, g_2]$  in the following way:

$$g'_1 = g_2 = g_2^{-1} g_1 g_2, \quad g'_2 = g_2^{-1} g_1 g_2.$$

Thus the couple  $[g'_1, g'_2]$  is conjugate to the couple  $[g_2, g_1]$ : the action consists in exchanging the colors, and in changing the labels of the tree edges, while the tree itself is preserved. There are as many orbits as there are plane trees with the given passport. The enumerative results of Section 2 give us the possibility to calculate the number of orbits without computing the action itself.

The main point of our interest (cf. also [17]) is, what are the passports that uniquely determine the topological class of corresponding polynomials? The following theorem gives the complete answer in the case of two critical values. This result belongs to N. Adrianov (1989). It was never properly published (see however [2]) and gradually became a part of the folklore.

**Theorem 5.7 (Unique trees)** *The following is the complete list of passports of polynomials with one or two critical values for which there exists only one class of the topological equivalence of polynomials:*

1.  $[n^1]$  (one critical value);
2.  $[1^{n-p}p^1, 1^{n-q}q^1]$ ;
3.  $[2^p, 1^2 2^{p-1}]$  ( $n$  even), or  $[1^1 2^p, 1^1 2^p]$  ( $n$  odd);
4.  $[1^{n-m}m^1, p^{m-1}q^1]$  (here  $n = (m - 1)p + q$ );
5.  $[1^{n-(p+q)}p^1q^1, 2^{n/2}]$  ( $n$  even);
6.  $[1^{n-2p}p^2, 3^{n/3}]$  ( $n$  is divisible by 3);
7.  $[1^5 3^3, 2^7]$  ( $n = 14$ ).

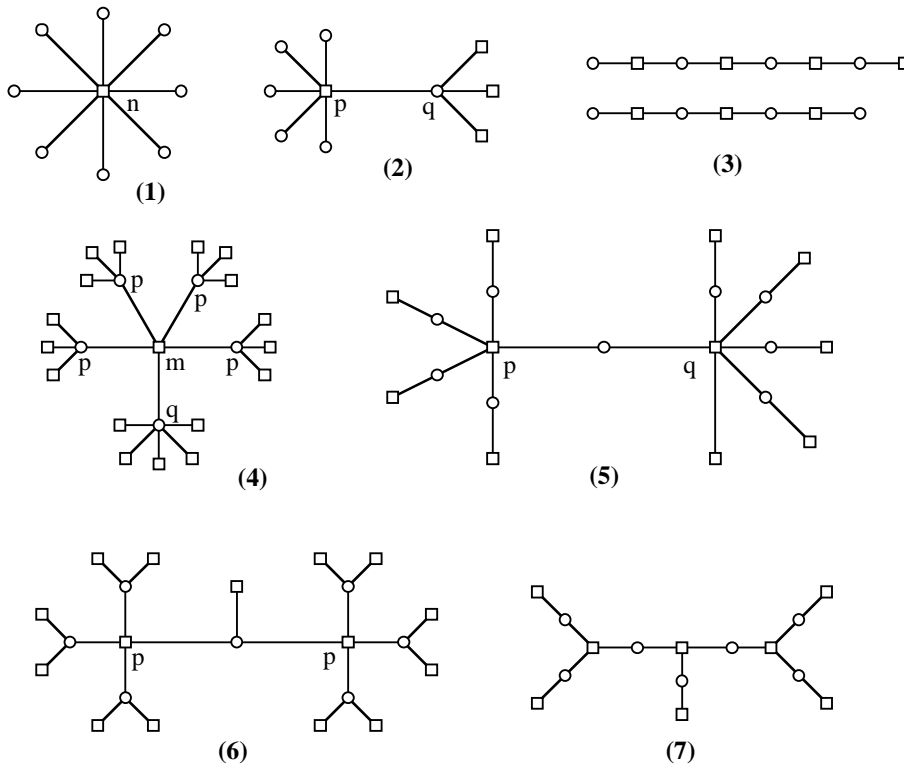


Figure 9: Trees uniquely determined by their passports

The corresponding trees are shown in Figure 9. We see here 6 infinite series (depending on one, two or three parameters), and a “sporadic” tree (number 7) that does not belong to any series. In fact, the series number 1 and 2 are particular cases of the series number 4. But we give them separately, because these are the only cases covered by Theorem 5.3. For example, for the sporadic tree we have  $n = 14$ , while the defect  $d = 23$ . For the series number 3 (the chain-tree) the defect attains its maximum:  $d = 2n - 2$ ; and still there is only one orbit.

### 5.3 Monodromy group

**Definition 5.8** The *monodromy group* of a cactus  $[g_1, g_2, \dots, g_k]$ , and also that of the corresponding polynomial, is the permutation group

$$G = \langle g_1, g_2, \dots, g_k \rangle \leq S_n,$$

generated by the permutations  $g_1, g_2, \dots, g_k$ .

The next proposition follows immediately from the formulas for the braid group action given in Theorem 4.1.

**Proposition 5.9 (Invariance of monodromy)** *The monodromy group is an invariant of the braid group action.*

**Corollary 5.10 (Symmetry)** *If for a given passport there exist both symmetric and asymmetric cacti, they necessarily belong to different orbits.*

The proof is obvious: the monodromy group of a symmetric cactus possesses a non-trivial centralizer in  $S_n$ , while the monodromy group of an asymmetric cactus does not.

**Example 5.11** For the passport  $[1^2 2^2, 1^2 2^2, 1^4 2^1]$  of degree 6 mentioned at the end of Section 5.1, the Goulden–Jackson number is equal to

$$6 \times \frac{3!}{2!2!} \times \frac{3!}{2!2!} \times \frac{4!}{4!1!} = \frac{27}{2}.$$

The presence of fractions in the answer assures us of the presence of symmetric cacti. Hence for this passport there are at least two orbits (explicit computations show that there are exactly two).

**Example 5.12** Consider the following passport:  $[1^3 2^2, 1^3 2^2, 1^3 2^2]$  ( $n = 7$ ). Information given in the catalogue [7] allows us to construct two different groups generated by permutations of this cyclic structure.

(1) Take

$$g_1 = (1, 7)(2, 4), \quad g_2 = (2, 7)(5, 6), \quad g_3 = (3, 4)(5, 7).$$

Then the monodromy group is  $G = PSL_3(2) \cong PSL_2(7)$ , a group of order 168.

(2) Take

$$g_1 = (2, 7)(3, 5), \quad g_2 = (3, 7)(4, 5), \quad g_3 = (1, 2)(6, 7).$$

Then the monodromy group is  $G = A_7$ , the group of order 2520.

Thus in this case we must have at least two different orbits. In fact, the total number of 56 cacti having this passport splits into 4 different orbits. Two of them, of size 7, have the monodromy group  $PSL_3(2)$ , and the other two, of size 21, have the monodromy group  $A_7$ . We did not find a combinatorial invariant that would be responsible for this “additional” splitting. Our only observation is that the seven cacti of one  $PSL_3(2)$ -orbit are axially symmetric to those of the other  $PSL_3(2)$ -orbit, and the same is true of the  $A_7$ -orbits.

In fact, the monodromy group is not a very powerful invariant, as the following very powerful theorem shows.

**Theorem 5.13 (Exceptional groups)** *Let  $P$  be a polynomial of degree  $n$  with  $k \geq 3$  critical values and with primitive monodromy group not equal to  $A_n$  or  $S_n$ . Then  $k = 3$ , and there are only three cases possible:*

1.  $n = 7$ :  $\pi = [1^3 2^2, 1^3 2^2, 1^3 2^2] = [2A, 2A, 2A]$ ,  $G = PSL_3(2) \cong PSL_2(7)$ ;
2.  $n = 13$ :  $\pi = [1^5 2^4, 1^5 2^4, 1^5 2^4] = [2A, 2A, 2A]$ ,  $G = PSL_3(3)$ ;
3.  $n = 15$ :  $\pi = [1^3 2^6, 1^7 2^4, 1^7 2^4] = [2B, 2A, 2A]$ ,  $G = PSL_4(2) \cong A_8$ .

Here  $2A$  and  $2B$  is the notation of conjugacy classes used in the Atlas [9].

A proof of this theorem, based on some previous results of [12], may be found in [19]. We have learned this fact from N. Adrianov [1], who found the result independently of [19]. It is also N. Adrianov who provided us with the following two examples (not to be found in [19]).

**Example 5.14** Let  $n = 13$ , and

$$\begin{aligned} g_1 &= (1, 13)(2, 12)(3, 7)(8, 10), \\ g_2 &= (2, 13)(3, 11)(4, 5)(6, 7), \\ g_3 &= (3, 12)(4, 6)(8, 11)(9, 10). \end{aligned}$$

Then  $G = PSL_3(3)$ . This group is of order 5616, and the orbit consists of 13 cacti.

**Example 5.15** Let  $n = 15$ , and

$$\begin{aligned} g_1 &= (1, 15)(2, 3)(5, 14)(7, 10)(8, 9)(11, 13), \\ g_2 &= (2, 5)(6, 11)(8, 10)(12, 13), \\ g_3 &= (2, 15)(4, 5)(6, 14)(7, 11). \end{aligned}$$

Then  $G = PSL_4(2) \cong A_8$ . This group is of order 20160, and the orbit consists of 15 cacti.

The results concerning the group orders may be verified by means of MAPLE (for example).

## 5.4 Conjugacy classes

The following proposition is trivial:

**Proposition 5.16 (Set of conjugacy classes)** *The set of conjugacy classes  $\{H_1, H_2, \dots, H_k\}$  of permutations  $g_1, g_2, \dots, g_k$ ,  $g_i \in H_i$  in the monodromy group is an invariant of the braid group action.*

It is clear that  $\sigma_i$  only permutes classes  $H_i$  and  $H_{i+1}$ .

For the group  $S_n$  there is nothing new in this proposition, as conjugacy classes in  $S_n$  are completely determined by the cyclic structure of their elements. For the group  $A_n$  this is not so. The following lemma may be found in [16] (Lemma 1.2.10):

**Lemma 5.17 (Splitting types in  $A_n$ )** *A set of permutations of a given cyclic structure splits into two conjugacy classes in  $A_n$  if and only if the lengths of all cycles are odd and different.*

Note that the parity of the monodromy group is easily seen from the passport: the monodromy group  $G$  is a subgroup of  $A_n$  if and only if the sum  $\sum_{j=1}^{p_i} (d_{ij} - 1)$  is even for all  $i = 1, 2, \dots, k$ .

The “smallest” example that may be constructed using the idea of the above lemma is the following one:

**Example 5.18** Take the passport of degree  $n = 25$

$$\pi = [1^1 3^1 5^1 7^1 9^1, 1^{22} 3^1, 1^{22} 3^1]$$

and a corresponding cactus  $[g_1, g_2, g_3]$ , where

$$g_1 = (1, 2, 3, 4, 5, 6, 7, 8, 9)(10, 11, 12, 13, 14, 15, 16)(17, 18, 19, 20, 21)(22, 23, 24)(25)$$

and

$$g_2 = (1, 10, 17), \quad g_3 = (1, 22, 25)$$

(verify that the product  $g_1 g_2 g_3 = \gamma = (1, 2, 3, \dots, 25)!$ ). We now change  $g_1$  at four rightmost places, thus obtaining the permutation

$$h_1 = (1, 2, 3, 4, 5, 6, 7, 8, 9)(10, 11, 12, 13, 14, 15, 16)(17, 18, 19, 20, 21)(22)(23, 24, 25),$$

and take

$$h_2 = g_2, \quad h_3 = (1, 22, 23)$$

(in order to have the same product  $h_1 h_2 h_3 = \gamma$ ). Permutations  $g_1$  and  $h_1$  are conjugate in  $S_n$  by an *odd* permutation  $(22, 23, 24, 25)$ , and hence they are not conjugate in  $A_n$ . Therefore the cacti  $[g_1, g_2, g_3]$  and  $[h_1, h_2, h_3]$  belong to different orbits.

The explicit computations show that in this case there are indeed two orbits, each one of size 900.

## 5.5 Compositions

If we want to construct different monodromy groups for the same passport, Theorem 5.13 leaves us the only hope, namely, when one of the groups is imprimitive.

**Theorem 5.19 (Composition)** *The following statements are equivalent:*

1. *The monodromy group of a polynomial is imprimitive.*
2. *The polynomial is a composition of non-linear polynomials of smaller degrees.*
3. *The corresponding cactus is a composition of smaller cacti.*

The equivalence of the statements 1 and 2 is a classical result obtained by Ritt [20] (see also [19]). What remains is to introduce the operation of the composition of cacti in such a way that the theorem would be true: that is, the composition of cacti should be an exact simulation of the composition of polynomials. This operation will be explained in detail elsewhere [11]; in this paper also an algorithm will be presented that verifies, for a given passport, whether or not its representation as a composition is possible (and if yes, it gives the passports of smaller cacti to be composed). Here we give only a few examples; but they are transparent enough to clarify the nature of the operation.

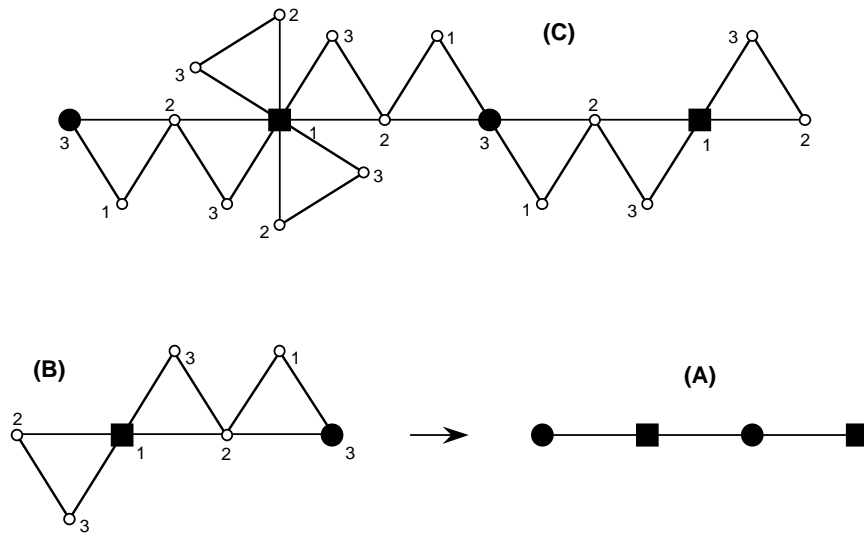


Figure 10: An example of composition

**Example 5.20** In Figure 10 a cactus  $C$  of degree 9 is shown, which is a composition of two cacti  $A$  and  $B$  of degree 3. It is constructed in the following way: we take a bicolored tree  $A$  (the two colors are now marked by circles and squares); then we take three copies of the cactus  $B$ , and replace each edge of  $A$  by a copy of  $B$  in such a way that distinguished vertices are identified.

Note that in the cactus  $B$  the third color is added “artificially”: all vertices of color 3 in  $B$  are of degree 1, that is, they are non-critical. However, we need this color in order to get a critical point of degree 2 and of color 3 in the cactus  $C$ .

**Remark 5.21** Symmetry is a particular case of composition. Let a cactus have a symmetry of order  $s$ . Put its center to the point  $z = 0$  and apply the polynomial  $z^s$ : the result is a cactus representing one branch of the initial one (see Figure 11).

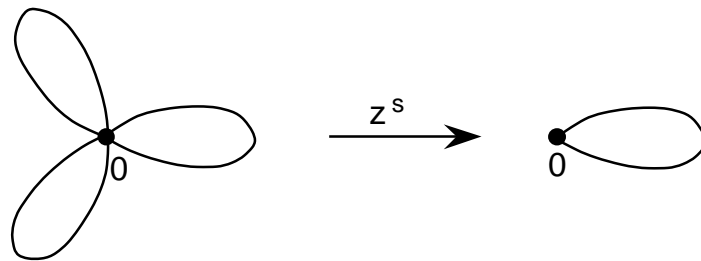


Figure 11: Symmetry is also a composition

**Remark 5.22** The reader must not conclude that the presence of a composition leads necessarily to splitting the corresponding family of cacti into several orbits. Let us consider the following passport of degree 8:  $\pi = [2^2 4^1, 1^6 2^1, 1^6 2^1]$ . On the one hand, the defect  $d(\pi) = 8$ , and hence according to Theorem 5.3 we must have only one orbit of cacti with this passport. On the other hand, Figure 12 shows, for one of the cacti with this passport, two



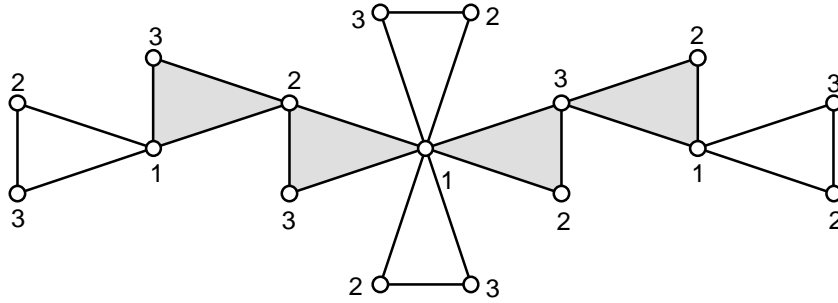


Figure 12: Two blocks of imprimitivity of monodromy group

blocks of imprimitivity of its monodromy group. The group itself is in fact equal to the wreath product  $S_4 \wr S_2$ .

This seemingly contradicting information is resolved by verifying that *all* the cacti having this passport are compositions, and for all of them the monodromy group is the same:  $S_4 \wr S_2$ .

Thus, the presence of composition gives us a non-trivial information only in the case when, for the same passport, some of the cacti are decomposable, and others are not.

The next stage of our study involves computers.

## 6 Computations

**Example 6.1** Consider the following passport of degree 9:

$$\pi = [1^3 3^2, 1^4 2^1 3^1, 1^7 2^1].$$

The corresponding Goulden-Jackson number is

$$9 \times \frac{4!}{3!2!} \times \frac{5!}{4!1!1!} \times \frac{7!}{7!1!} = 90.$$

All the three partitions in the passport are different, hence we may permute them in 6 ways, and the total number of cacti corresponding to the *unordered* passport is  $90 \times 6 = 540$ .

Now let us take an arbitrary cactus with this passport, for example, like that:

$$g_1 = (1, 3, 5)(7, 8, 9), \quad g_2 = (1, 6, 7)(4, 5), \quad g_3 = (2, 3),$$

and call the program that computes the braid group orbits:

```
Magma V1.03-1   Wed Oct  2 1996 15:40:19   [Seed = 2132753822]
Type ? for help. Type <Ctrl>-D to quit.
> ChangeDirectory("~/zipperer/Magma");
> load "exorbit.mag";
Loading "exorbit.mag"
> c:=[Sym(9)!(1,3,5)(7,8,9),Sym(9)!(1,6,7)(4,5),Sym(9)!(2,3)];
> time orbit:=BraidExOrbit(c);
540 elements found
Time: 1089.970
```

We have found an orbit consisting of 540 elements. The question is settled: there is only one orbit.

**Example 6.2** Let us take the passport

$$\pi = [1^3 2^3, 1^3 2^3, 1^6 3^1].$$

This is the second passport considered in Example 2.8: there are 99 asymmetric cacti and 3 symmetric ones, the Goulden–Jackson number being  $99 + 3 \times \frac{1}{3} = 100$ . As the partitions of the passport may be permuted in 3 different ways (because two of them are identical), we have in total 297 asymmetric cacti and 9 symmetric ones.

For an asymmetric cactus we may take

$$g_1 = (1, 9)(2, 8)(3, 7), \quad g_2 = (2, 9)(3, 8)(6, 7), \quad g_3 = (4, 5, 6).$$

Then we have

```
> c:=[Sym(9)!(1,9)(2,8)(3,7),Sym(9)!(2,9)(3,8)(6,7),Sym(9)!(4,5,6)];
> time orbit:=BraidExOrbit(c);
297 elements found
Time: 612.849
```

We take next a symmetric cactus

$$g_1 = (1, 9)(3, 4)(6, 7), \quad g_2 = (2, 9)(3, 5)(6, 8), \quad g_3 = (3, 6, 9),$$

and compute its orbit:

```

> c:=[Sym(9)!(1,9)(3,4)(6,7),Sym(9)!(2,9)(3,5)(6,8),Sym(9)!(3,6,9)];
> time orbit:=BraidExOrbit(c);
9 elements found
Time: 0.839

```

We may conclude that the cacti having this passport split into two orbits, of 297 and 9 elements respectively.

**Example 6.3** Consider the passport

$$\pi = [1^3 2^1 4^1, 1^3 2^3, 1^7 2^1].$$

It is easy to see that there is no symmetric cacti with this passport. The Goulden–Jackson number is

$$9 \times \frac{4!}{3!1!1!} \times \frac{5!}{3!3!} \times \frac{7!}{7!1!} = 120,$$

thus the total number of cacti with the unordered passport is  $120 \times 6 = 720$ .

Take a cactus

$$g_1 = (1, 3, 5, 7)(8, 9), \quad g_2 = (1, 8)(2, 3)(4, 5), \quad g_3 = (6, 7),$$

and construct the corresponding orbit:

```

> c:=[Sym(9)!(1,3,5,7)(8,9),Sym(9)!(1,8)(2,3)(4,5),Sym(9)!(6,7)];
> time orbit:=BraidExOrbit(c);
702 elements found
Time: 1796.560

```

Not all of the 720 cacti are found! Where are the remaining ones?

If we turn to Example 5.20, we may see that the cactus-composition  $C$  given there has exactly our passport. Let us represent it in the form of permutations

$$g_1 = (2, 3, 8, 9)(5, 6), \quad g_2 = (1, 2)(4, 5)(7, 8), \quad g_3 = (4, 7),$$

and compute the corresponding orbit:

```

> c:=[Sym(9)!(2,3,8,9)(5,6),Sym(9)!(1,2)(4,5)(7,8),Sym(9)!(4,7)];
> time orbit:=BraidExOrbit(c);
18 elements found
Time: 1.779

```

We may conclude that in this example there are two orbits, of 702 and 18 elements respectively, the reason of splitting being the composition.

The above examples make clear the approach we have taken to classify polynomials. In order to obtain a complete classification for degrees  $n \leq 9$ , we computed the orbits corresponding to 93 passports (with  $k \geq 3$ ) not covered by Theorems 5.3 and 5.5. The results will be announced in the next section. We finish this section with several remarks concerning the algorithmic part of the work.

**Remark 6.4 (Rational and meromorphic functions)** The “purely theoretical” part of this work may be generalized from polynomials to rational functions and even to meromorphic functions on Riemann surfaces of arbitrary genus [17]. Instead of cacti, we must consider maps that are glued of  $k$ -stars or of  $k$ -polygons (these maps are planar when we consider rational functions, and they are of higher genus when we consider meromorphic functions defined on Riemann surfaces of higher genera). The action of the braid group is introduced in exactly the same way, and the classes of the topological equivalence of functions are in one to one correspondence with the orbits of this action.

There are, however, two obstacles to a practical approach to the problem. First, there is no enumerative formulas for these kinds of maps; and the information that an orbit has, say, 702 elements, is practically useless, if we don’t know the total number of maps in question. Second, we don’t even have a reasonable algorithm that would be able to generate an exhaustive list of maps with a given passport. Thus this study remains purely theoretical.

**Remark 6.5 (Algorithm)** The algorithm of orbits construction, starting from a given cactus  $C_1$ , fills in the following table (of course, the number  $N$  of its lines is not known in advance):

	$\sigma_1$	$\sigma_2$	$\dots$	$\sigma_{k-1}$
$C_1$				
$C_2$				
$C_3$				
$\dots$				
$C_N$				

Each time after applying an operation  $\sigma_i$  to a cactus, it verifies if the new cactus thus obtained is really new, or already exists in the first column of the table.

The complexity of the algorithm depends quadratically on  $N$ : indeed, it must make at most  $(k-1)N^2$  comparisons of two cacti. The lower bound is also quadratic: at least  $N$  times the algorithm must find a really new cactus, and in order to be sure that it is new, it must be compared with all the cacti found before.

The comparison of the cacti is simplified by the fact that the only permutations that preserve

$$\gamma = \prod_{i=1}^k g_i = (1, 2, \dots, n)$$

are the powers of  $\gamma$ .

**Remark 6.6 (Pure braid groups)** The *pure braid group*  $PB_k$  is a subgroup of  $B_k$  consisting of all elements that do not permute points  $1, 2, \dots, k$  (that is, the thread that starts at the point  $i$ , returns to the same point); see, for example, [6]. The elements of the pure braid group, while acting on a cactus, do not permute the partitions in the passport.

Let us return to Example 6.1. The orbit of the pure braid group contains 90 elements instead of 540, and the orbit computation becomes much quicker. The following example is even more striking:

$$[1^6 3^1, 1^5 2^2, 1^5 2^2, 1^7 2^1, 1^7 2^1].$$

The Goulden–Jackson number here is 6561, but the partitions may be permuted in 30 different ways, the orbit of the braid group thus becoming of size  $30 \times 6561 = 196830$ , which is hopeless both from the point of view of memory and of computation time. The pure braid group orbit remains accessible.

Bigger orbits were in fact computed in this way. Computation of the biggest one, having 19683 elements, took about 42 hours of CPU time of a SUN Ultra 1 station, the program being implemented in GAP.

The answer to the following question is a priori not clear: in the case when not all partitions in a passport are different, is it sufficient to act by the pure braid group, or do we also need the elements that permute corresponding points? What is, however, clear, is that if the pure braid group orbit has

the number of elements equal to the Goulden–Jackson number, then the question is settled and there is only one orbit. This was always the case in our computations. Two other disadvantages of computing with the pure braid group:

- (a) the number of generators in  $PB_k$  is bigger than in  $B_k$ :  $k(k-1)/2$  instead of  $k-1$  (see [6]);
- (b) each generator of  $PB_k$ , expressed as an operation on permutations, is much more complicated than the operations  $\sigma_i$ .

## 7 Results

We do not touch here the “trivial” case of two critical values. The results of our computations may be summarized as follows:

**Theorem 7.1 (Classification for  $n \leq 9$ )** *Let a passport  $\pi$  be given, with  $n \leq 9$  and  $k \geq 3$ . Then, except for the twelve cases listed below, there is only one class of the topological equivalence of polynomials with this passport.*

In what follows we list all the exceptional cases, giving (a) the passport, (b) the number and the size of orbits (the size of the full braid group orbits is given), and (c) the combinatorial reason for splitting. We use the term “composition” only for the cases of a composition more complicated than symmetry.

**Case 1**  $n = 6, k = 3$ : passport

2211      2211      21111.

Two orbits, of sizes 36 and 6.

Reason: symmetry (the smaller orbit consists of symmetric cacti; the symmetry center is underlined); see Example 5.11.

**Case 2**  $n = 7, k = 3$ : passport

22111      22111      22111.

Four orbits, of sizes 21, 21, 7, 7.

Reason: different monodromy groups:  $A_7$  versus  $PSL_3(2) \cong PSL_2(7)$  (see Example 5.12).

**Case 3**  $n = 8, k = 3$ : passport

3311      221111      2111111.

Two orbits, of sizes 168 and 24.

Reason: symmetry.

**Case 4**  $n = 8, k = 3$ : passport

2222      221111      2111111.

Two orbits, of sizes 24 and 12.

Reason: symmetry.

**Case 5**  $n = 8, k = 3$ : passport

41111      221111      221111.

Two orbits, of sizes 144 and 12.

Reason: symmetry (the center of the symmetry is of degree 4, but the symmetry itself is of order 2).

**Case 6**  $n = 8, k = 3$ : passport

22211      221111      221111.

Two orbits, of sizes 288 and 24.

Reason: symmetry.

**Case 7**  $n = 8, k = 4$ : passport

221111      221111      221111      2111111.

Two orbits, of sizes 3968 and 64.

Reason: symmetry.

**Case 8**  $n = 9, k = 3$ : passport

42111      222111      21111111.

Two orbits, of sizes 702 and 18.

Reason: composition (see Example 5.20).

**Case 9**  $n = 9, k = 3$ : passport

22221      222111      21111111.

Two orbits, of sizes 162 and 18.

Reason: composition (see one of the 18 cacti-compositions in Figure 13).

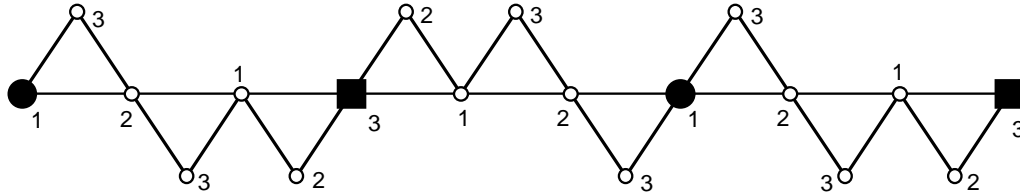


Figure 13: Composition for the Case 9

**Case 10**  $n = 9, k = 3$ : passport

222111      222111      3111111.

Two orbits, of sizes 297 and 9.

Reason: symmetry (see Example 6.2).

**Case 11**  $n = 9, k = 3$ : passport

222111      222111      2211111.

Two orbits, of sizes 891 and 9.

Reason: composition (see one of the 9 cacti-compositions in Figure 14).



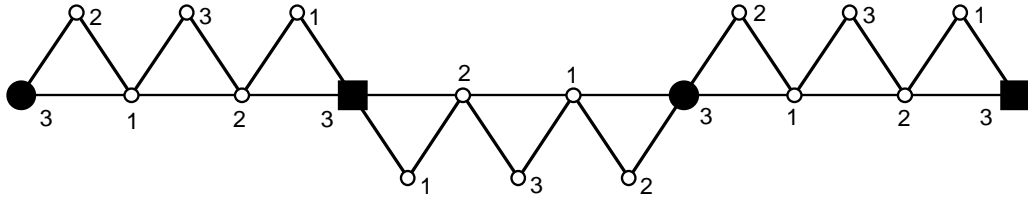


Figure 14: Composition for the Case 11

**Case 12**  $n = 9, k = 4$ : passport

222111      222111      21111111      21111111.

Two orbits, of sizes 5346 and 54.

Reason: composition (see one of the 54 cacti-compositions in Figure 15).

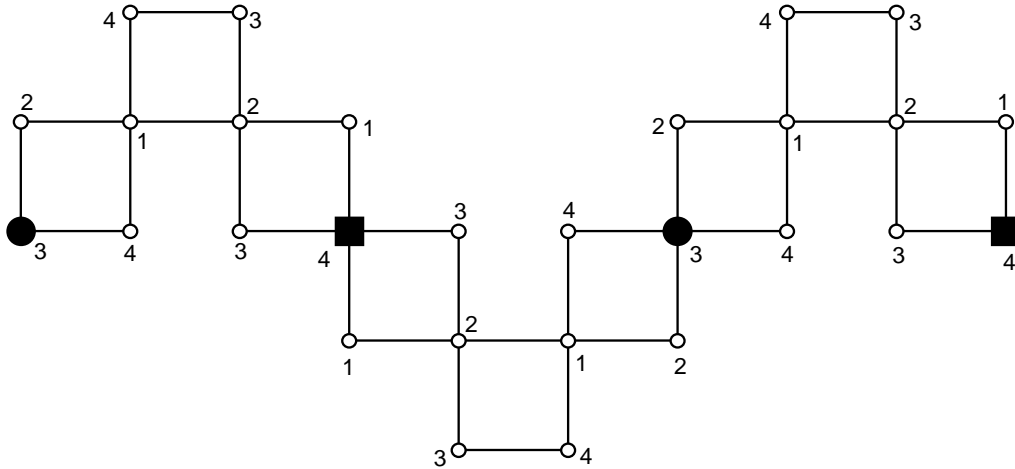


Figure 15: Composition for the Case 12

We may also summarize the mechanisms of splitting of a family of cacti into several orbits that we have observed:

- Composition, and symmetry as its particular case (Section 5.5);
- Exceptional monodromy groups (Theorem 5.13);
- Splitting of conjugacy classes in  $A_n$  (Example 5.18);
- A yet unknown mechanism that leads to splitting of the family of Example 5.12 into four orbits instead of two.

Of course, one may combine the above mechanisms in order to get more complicated examples. It would be, however, more interesting to find new mechanisms of splitting that do not reduce to the known ones.

### Acknowledgments

The authors are grateful to Askold Khovanskii and to Smilka Zdravkovska for attracting our attention to the problem of the topological classification of complex polynomials; to Nikolai Adrianov who explained to us Theorem 5.13 and provided us with Examples 5.14 and 5.15; to Fedor Pakovitch and Jean-Marc Couveignes for various bibliographical remarks; to George Shabat for stimulating discussions.

Our computations were carried out with MAGMA and GAP systems.

### References

- [1] **Adrianov N. M.** Private communication, April 1996.
- [2] **Adrianov N. M., Shabat G. B.** Planar dessins with one face and polynomials with two critical values. – Preprint, 1991 (in Russian).
- [3] **Arnold V. I.** Braids of algebraic functions and cohomology of swallow-tails. – *Uspekhi Mat. Nauk*, 1968, vol. **23**, no. 4, 247–248.
- [4] **Arnold V. I.** Computation of snakes and combinatorics of Bernoulli, Euler, and Springer numbers of Coxeter groups. – *Uspekhi Mat. Nauk*, 1992, vol. **47**, no. 1, 3–45.

- [5] **Artin E.** Theorie der Zöpfe. – *Hamburger Abhandlungen*, 1925, vol. **4**, 47–72.
- [6] **Birman J. S.** Braids, Links and Mapping Class Groups. – Princeton, 1974.
- [7] **Butler G., McKay J.** The transitive groups of degree up to eleven. – *Commun. in Algebra*, 1983, vol. **11**, no. 8, 863–911.
- [8] **Clebsch A.** Zur Theorie der Riemann’schen Fläche. – *Mathematische Annalen*, 1973, vol. **6**, 216–230.
- [9] **Conway J. H., Curtis R. T., Norton S. P., Parker R. A., Wilson R. A.** (with computational assistance from **Thackray J. G.**) ATLAS of Finite Groups: Maximal Subgroups and Ordinary Characters for Simple Groups. – Clarendon Press, Oxford, 1985.
- [10] **Edmonds A. L., Kulkarni R. S., Stong R. E.** Realizability of branched coverings of surfaces. – *Trans. Amer. Math. Soc.*, 1984, vol. **282**, no. 2, 773–790.
- [11] **El Marraki M.** Composition des cactus. – In preparation.
- [12] **Feit W.** Some consequences of the classification of finite simple groups. – In: B. Cooperstein, G. Mason eds. “The Santa Cruz Conference on Finite Groups” (Proceedings of Symposia in Pure Mathematics, vol. **37**), AMS, 1980, 175–181.
- [13] **Fried M.** Exposition of an arithmetic–group theoretic connection via Riemann’s existence theorem. – In: B. Cooperstein, G. Mason eds. “The Santa Cruz Conference on Finite Groups” (Proceedings of Symposia in Pure Mathematics, vol. **37**), AMS, 1980, 571–602.
- [14] **Goulden I. P., Jackson D. M.** The combinatorial relationship between trees, cacti and certain connection coefficients for the symmetric group. – *Europ. J. Comb.*, 1992, vol. **13**, 357–365.
- [15] **Hurwitz A.** Über Riemann’sche Fläche mit gegebenen Verzweigungspunkten. – *Mathematische Annalen*, 1891, vol. **39**, 1–61.

- [16] **James G., Kerber A.** The Representation Theory of Symmetric Group. – Addison-Wesley, 1981.
- [17] **Khovanskii A. G., Zdravkovska S.** Branched covers of  $S^2$  and braid groups. – *J. of Knot Theory and its Ramifications*, 1996, vol. **5**, no. 1, 55–75.
- [18] **Luroth J.** Note über Verzweigungsschnitte und Querschnitte in einer Riemann'schen Fläche. – *Mathematische Annalen*, 1871, vol. **4**, 181–184.
- [19] **Müller P.** Primitive monodromy groups for polynomials. – In “Recent Developments in the Inverse Galois Problem” (M. Fried, ed.), Contemporary Mathematics, vol. **186**, AMS, 1995, 385–401.
- [20] **Ritt J. F.** Prime and composite polynomials. – *Trans. Amer. Math. Soc.*, 1922, vol. **23**, 51–66.
- [21] **Shabat G. B., Zvonkin A. K.** Plane trees and algebraic numbers. – In “Jerusalem Combinatorics '93” (H. Barcelo, G. Kalai eds.), AMS, Contemporary Mathematics series, vol. **178**, 1994, 233–275.
- [22] **Thom R.** L'équivalence d'une fonction différentielle et d'un polynôme. – *Topology*, 1965, vol. **3**, 297–307.
- [23] **Zdravkovska S.** Topological classification of polynomial maps. – *Uspekhi Mat. Nauk*, 1970, vol. **25**, no. 4, 179–180.
- [24] **Zipperer J.** Cacti, braids and complex polynomials. – Projet de Maîtrise, Université Bordeaux I, Juin 1996, 60 pp.